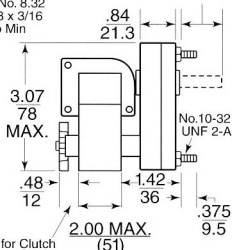
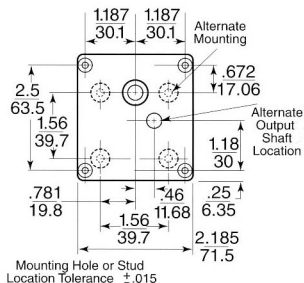


Four 3/8 Dia. Bosses  
Tapped No. 8-32  
UNC .28 x 3/16  
Deep Min

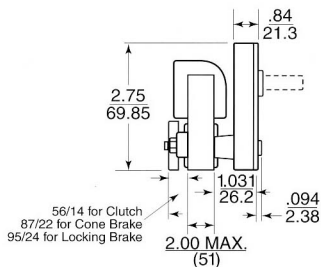


56/14 for Clutch  
87/22 for Cone Brake  
95/24 for Locking Brake

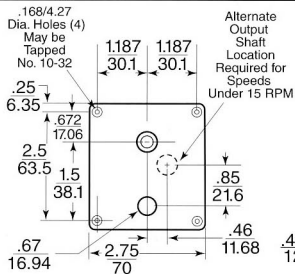


Mounting Hole or Stud  
Location Tolerance  $\pm 0.15$

Mounting Hole Tolerances are  $\pm 0.15$



56/14 for Clutch  
87/22 for Cone Brake  
95/24 for Locking Brake



168/4.27  
Dia. Holes (4)  
May be  
Tapped  
No. 10-32

Alternate  
Output  
Shaft  
Location  
Required for  
Speeds  
Under 15 RPM

.48  
12